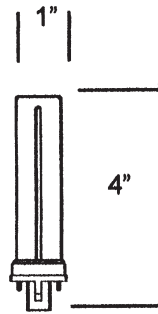


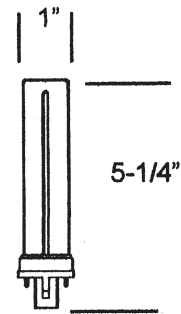
### SERIES OF REPLACEMENT LAMPS

5W Twin PL



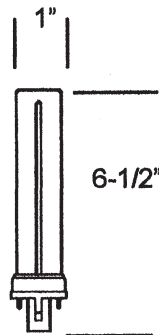
Base G23  
2-pin

7W Twin PL



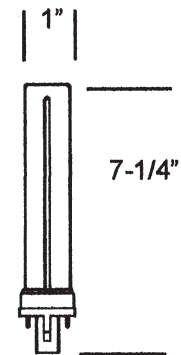
Base G23  
2-pin

9W Twin PL



Base G23  
2-pin

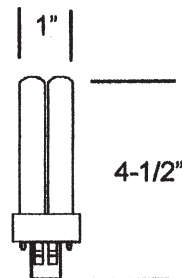
13W Twin PL



Base GX23  
2-pin

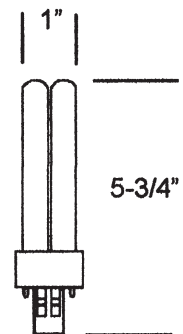
Twin Lamp  
Depth= 7/16"  
Quad Lamp  
Depth = 1"  
2-Pin Lamp is for  
Magnetic Ballast  
4-Pin lamp is for  
Electronic Ballast

13W Quad PL



Base GX23-2  
2-pin

18W Quad PL



Base G24q-2  
4-pin